Üzerinde mavi renkli "KONTROLLÜ KOPYA " kaşesi bulunmayan dokümanlar kontrol dışı çoğaltılmıştır,geçerliliği yoktur, / Documents, do not bear a blue inked "Controlled Copy" stamp are without authorization and invalid.

Notlar/ Notes

*** Protection level IP30**
*** Springs stainless steel**
*** Bulb holder for lamp socket BA9s and**
*** Bulb form H with 12V 2W.**
*** Bulb form H with 24V 2W.**

View without nut

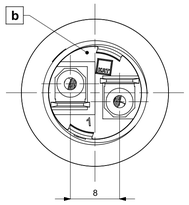

View without nut

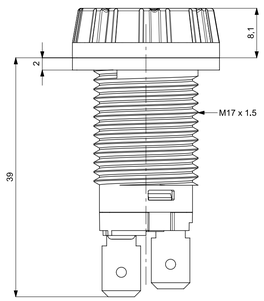

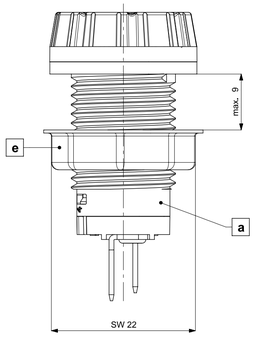

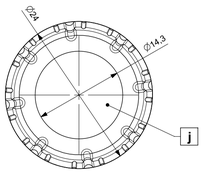

View without nut

MOUNTING HOLE

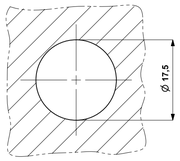

Item	Designation	Material	Plating	Color	Weight (g)
a	Housing	PA6 GF30	N/A	Black	3,75
b	Base	PA66 GF13	N/A	Black	0,65
c	Plastic Cover	ABS	N/A	Black	1,45
d	Metal Cover	AlMgSiSnBi	N/A	N/A	2,4
e	Nut	St 3 Lg	Zn 8	N/A	2,3
f	Plug	F38	Ag	N/A	0,5
g	Rivet	Ms67 F 35 DIN7340	N/A	N/A	0,25
h	Socket	F37	N/A	N/A	1,1
i	Screw M3x6.5	DIN84-4.8	Zn 5	N/A	0,5
j	Lens	PC	N/A	Acc.to Selection 1 option	0,1
	Film	Makrofol LT			0,3

ORDERING SCHEME

1	2	3	4
____ ____	____	____	____

1- Warning Light Symbol
2- Connection Type
3- Cover Type
4- illumination

1 WARNING LIGHT SYMBOL

Code	Symbol name	Symbol No	Symbol	Figure colour	Pane Material	Pane Color
01	Battery	10146		White	PC Film	Red
02	Air filter	10147		White	PC Film	Red
03	Oil	10148		White	PC Film	Red
04	Temperature	10149		White	PC Film	Red
05	Timing Belt Broken	10150		White	PC Film	Red
06	-	10151		-	PC Film	Red
07	-	10152		-	PC Film	Blue
08	-	10153		-	PC Film	Orange
09	-	10154		-	PC Film	Green
10	Brake	10155		White	PC Film	Red
11	Turn Signals	10156		White	PC Film	Green
12	Pre-Heat	10157		White	PC Film	Orange
13	Oil heat	10158		White	PC Film	Orange
14	Fuel low level	10159		White	PC Film	Red
15	Water level	10160		White	PC Film	Red
16	Diagnostic	10161		White	PC Film	Red
17	Differential lock	10162		White	PC Film	Red
18	Beacon	10163		White	PC Film	Orange
19	Oil heat	10164		White	PC Film	Red
20	Diagnostic	10165	DIAG.	White	PC Film	Orange
21	Glow	10166	GLOW	White	PC Film	Orange
22	-	20437		-	PC Lens	Red
23	-	20438		-	PC Lens	Blue
24	-	20439		-	PC Lens	Green
25	-	20440		-	PC Lens	Orange
26	Lap belt	16369		White	PC Film	Red
27	Door open	16370		White	PC Film	Red

2 CONNECTION TYPE

A — TYPE SOCKET

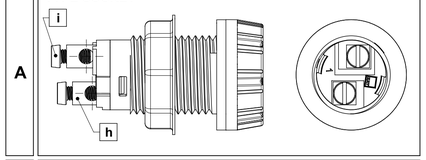

B — TYPE PLUG

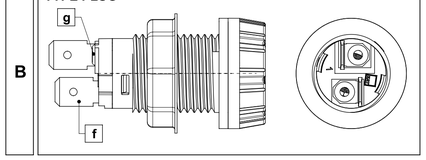

3 COVER TYPE

A — PLASTIC COVER

B — METAL COVER

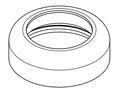

4 ILLUMINATION

A	No illumination
B	LAMP (12V)
C	LAMP (24V)

Rev. Nr. / Rev. Nr.	Konum Section	Tarih Date	İsim Name	Revizyon tarama / Revision description	Talep Nr. Order Nr.
a	N/A	23.06.2008	YBUYUKDERELİ	34342,34343,34344,34345,34346;has been added	N/A
b	N/A	24.07.2008	YBUYUKDERELİ	34053 ground colour is changed from green to red.	N/A
c	N/A	10.01.2012	C.TOPRAKHİSAR	New technical drawing is released.	N/A
d	N/A	04.05.2012	C.TOPRAKHİSAR	Operating voltage is corrected.	N/A
e	N/A	27.05.2016	K.KARABULUT	New technical drawing is released.	N/A
f	N/A	05.01.2018	K.KARABULUT	Technical drawing updated	N/A
g	N/A	24.04.2020	C.TOPRAKHİSAR	Symbols Nr.:26 and 27 are added in the 1. Selection Criteria. 12V and 24V options are added in the 4. Selection Criteria.	N/A

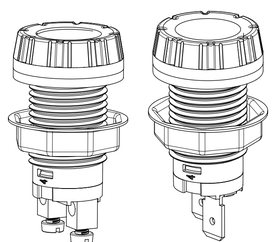

Socket **Plug**

Referanslar
References

İzometrik görünüş / Isometric view
Ölçek/Scale
3:2

Parça Durumu / Part Status	Seri / Series			
KAT; bunlarla sınırlı kalmamak kaydı ile kopyalama hakları,isimlendirme hakkı, endüstriyel mülkiyet hakkı için başvuru hakkı ve bununla sınırlı kalmamak kaydı ile buluş hakları dahil olmak üzere tüm hakları saklı tutar. Kopyalama ve dağıtma veya yayma hakları dahil olmak üzere tüm kullanma ve işletme (faydalanma) hakları KAT'a aittir. KAT reserves all rights, including without limitation rights of invention,copyrights, rights to names,and the right to apply for industrial property rights. All rights of use and exploitation including the right to copy and disseminate or distribute reside with us.	KAT			
CAD sistemi ve yönetim kodu/CAD system and administration code	SIEMENS NX (*.prt)			
Malzeme / SAP kod / Markalama kodu Material / SAP code /Part marking code	See table	Renk / Color	See table	
Ağırlık (g) / Weight	See table			
Çekme mukavemeti (N/mm²)/Tensile strength	N/A	Sertlik (HV)/Hardness	N/A	
Kaplama malzemesi/Coating material	See table			
Kaplama kalınlığı (µm)/Coating thickness	N/A			
	İsim/ Name	Tarih / Date	İmza / Signature	Proje kod Project code
Çizen / Drawn	K.KARABULUT	06.05.2008		K12
Tasarım Sorumlusu Responsible design	C.TOPRAKHISAR	06.05.2008		
Kontrol / Checked	Cem KABAHASANOĞLU	06.05.2008		
Güvenlik Dök. Safety Doc. N/A	Parça ismi Part name	KOT12_KONTROL_LAMBASI		
ISO 128	Proje Adı Project Name	Kontrol Lambasi		
Ölçek/Scale 5:2 3:2	Resim No Drawing No	95100	Boyut Format	A1
			Sayfa Sheet	1
			Toplam sayfa of	1
Normal ölçülerde belirtilmeyen toleranslar için genel toleranslar General tolerances for nominal dimensions without specified tolerance		DIN 2768 mK		

KAT MEKATRONİK / KAT MECHATRONICS

Kontrol ölç./ Control dim. ( ) Referans ölçü/Auxiliary dim. " SC " Önemli karakteristik ölçüsü /Significant characteristic dim. " CC " Kritik karakteristik ölçüsü / Critical characteristic dim. *Tüm ölçüler mm cinsindendir./All dimensions are in mm.