Üzerinde mavi renkli "KONTROLLÜ KOPYA " kaşesi bulunmayan dokümanlar kontrol dışı çoğaltılmıştır,geçerliliği yoktur. / Documents, do not bear a blue inked "Controlled Copy" stamp are without authorization and invalid.

Notlar/ Notes

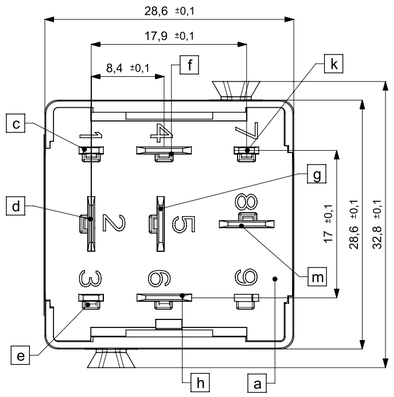

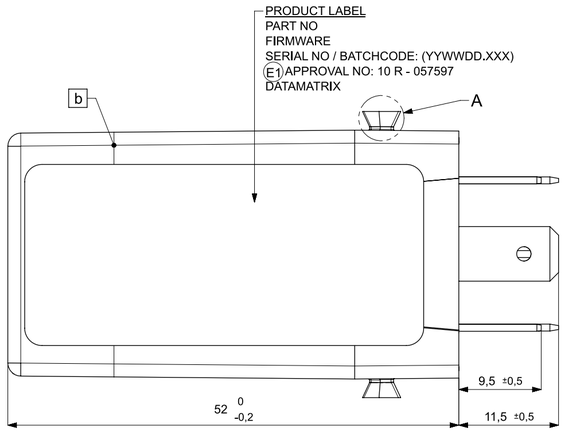

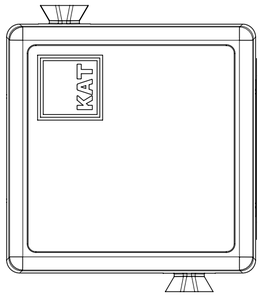

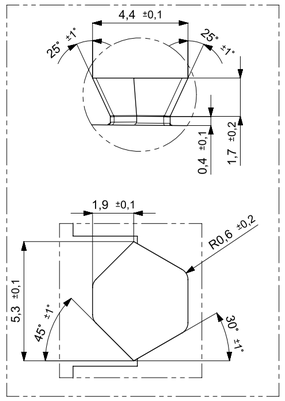

DETAIL A
SCALE 5:1

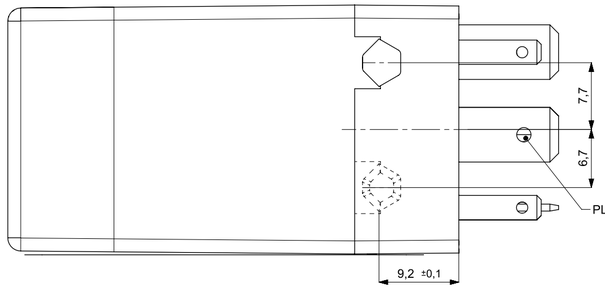

PLUG HOLE DIMENSIONS ARE ACCORDING TO DIN46342

TECHNICAL REMARKS

Electrical Specifications

Supply Voltage	6-30V
Operating Voltage	12V/24V
Operating Temperature	-40°C to 85°C
Communication Interface	CAN2.0B
LED Drive Output	1A (max.)

RF Module

Frequency	134.2kHz
Encoding Method	Frequency Key Shifting (FSK)

Mechanical Specifications

Storage Temperature	2 hrs / +100°C
Mounting Position	Frequency Key Shifting (FSK)

PIN-OUT TABLE

Pin Number	Signal	Description
1	ANT-2 (SIGNAL)	Antenna Connection
2	Output	Low side switching - LED drive
3	Ignition IN- Kl.15	Ignition supply
4	CAN-Low	CAN Interface
5	ANT-1 (SHIELD)	Antenna Connection
6	GND (-)	Ground
7	CAN-High	CAN Interface
8	Battery (+)	Power Supply
9	Input	N/A

* For KAT Antenna selection please refer to drawing 95421

TRANSPONDER FEATURE TABLE			
Features	Read only	Read write	DST
Unique ID	√		√
Clone key		√	
High security			√
Key memory			√
max.nr.of keys thaught to unit	25	25	50

Item	Designation	Material	Flammability	Plating	Color	Weight (g)
a	Housing	PA66 GF25	UL94 V-0	N/A	Black	4,3
b	Cover					12,25
c	Plug 1	Cu F25	N/A	Sn 3÷1µm	N/A	0,8
d	Plug 2					1,2
e	Plug 3					0,3
f	Plug 4					1,25
g	Plug 5					1
h	Plug 6					0,75
k	Plug 7					1
m	Plug 8					10,1

ORDERING SCHEME

1	2	3	4	5
___ ___	___	___	___	___

1- HOUSİNG TYPE
2- CUSTOMER LOGO ON KEY
3- KEY TYPES
4- TRANSPONDER TYPE
5- COMMUNICATION INTERFACE

1 HOUSING TYPE

	WITH LUG	PLUGS	
A	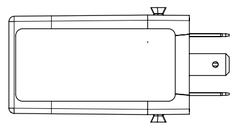	X	With Hole
		Y	Without Hole
	WITHOUT LUG	PLUGS	
B	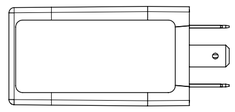	Q	With Hole

2 CUSTOMER LOGO ON KEY

A	WITH
B	WITHOUT

3 KEY TYPES

L	606	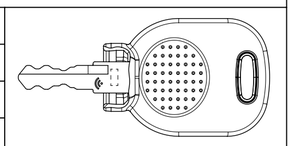
M	607	
N	608	
P	0-250	
R	602	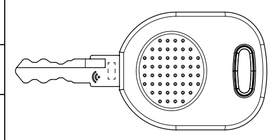
S	603	
T	0-250	
U	609	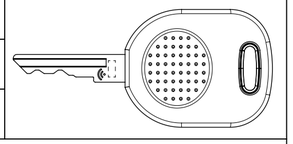
V	610	
W	628	
Y	Customer specific	
Z	No Key	

* Keys will be thaught to İmmobiliser by KAT unless otherwise stated.

1X MASTER KEY(Standart delivery)
RED (RAL-3020)
BLACK (RAL-9017)

2x SLAVE KEY(Standart delivery)
BLUE (RAL-5005)
BLACK (RAL-9017)

4 TRANSPONDER TYPE

A	Read only Transponder
B	Read/Write Transponder
C	DST Transponder

5 COMMUNICATION INTERFACE

A	250Kbps
B	500Kbps
C	250Kbps / 500kbps

Referanslar
References

İzometrik görünüş / Isometric view
Ölçek/Scale
4:5

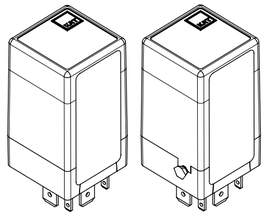

* For other requirements please contact to KAT Sales Responsible

Rev. Nr. Rev. Nr.	Konum Section	Tarih Date	İsim Name	Revizyon tanımı Revision description	Talep Nr. Order Nr.

Parca Durumu / Part Status | Seri / Series

KAT; bunlarla sınırlı kalmamak kaydı ile kopyalama hakları,isimlendirme hakkı, endüstriyel mülkiyet hakkı için başvuru hakkı ve bununla sınırlı kalmamak kaydı ile buluş hakları dahil olmak üzere tüm hakları saklı tutar. Kopyalama ve dağıtma veya yayma hakları dahil tüm kullanma ve işletme (faydalanma) hakları KAT'a aittir.

KAT reserves all rights, including without limitation rights of invention,copyrights, rights to names,and the right to apply for industrial property rights. All rights of use and exploitation including the right to copy and disseminate or distribute reside with us.

KAT

CAD sistemi ve yönetim kodu/CAD system and administration code: SIEMENS NX (*.prt)

Malzeme / SAP kod / Markalama kodu
Material / SAP code /Part marking code: See table

Renk / Color: See table

Ağırlık (g) / Weight: See table

Çekme mukavemeti (N/mm²)/Tensile strength: N/A
Kaplama malzemesi/Coating material: See table
Kaplama kalınlığı (µm)/Coating thickness: See table

Sertlik (HV)/Hardness: N/A

	İsim/ Name	Tarih / Date	İmza / Signature	Proje kod Project code
Çizen / Drawn	Kadriye Karabulut	01.09.2020		KOT-10IM T2
Tasarım Sorumlusu Responsible design	Canan Toprakhisar	01.09.2020		
Kontrol / Checked	Cem KABAHASANOĞLU	01.09.2020		

Güvenlik Dök. Safety Doc.: N/A

Proje Adı
Project Name: IMMOBILIZER TYPE-2

ISO 128

Ölçek/Scale: 2:1 4:5

Resim No
Drawing No: 95489

Boyut Format: A2
Sayfa Sheet: 1
Toplam sayfa of: 1

Normal ölçülerde belirtilmeyen toleranslar için genel toleranslar
General tolerances for nominal dimensions without specified tolerance: DIN 2768 mK

KAT MEKATRONİK / KAT MECHATRONICS

Kontrol ölç./ Control dim. ( ) Referans ölçü/Auxiliary dim. " SC " Önemli karakteristik ölçüsü /Significant characteristic dim. " CC " Kritik karakteristik ölçüsü / Critical characteristic dim. *Tüm ölçüler mm cinsindendir./All dimensions are in mm.